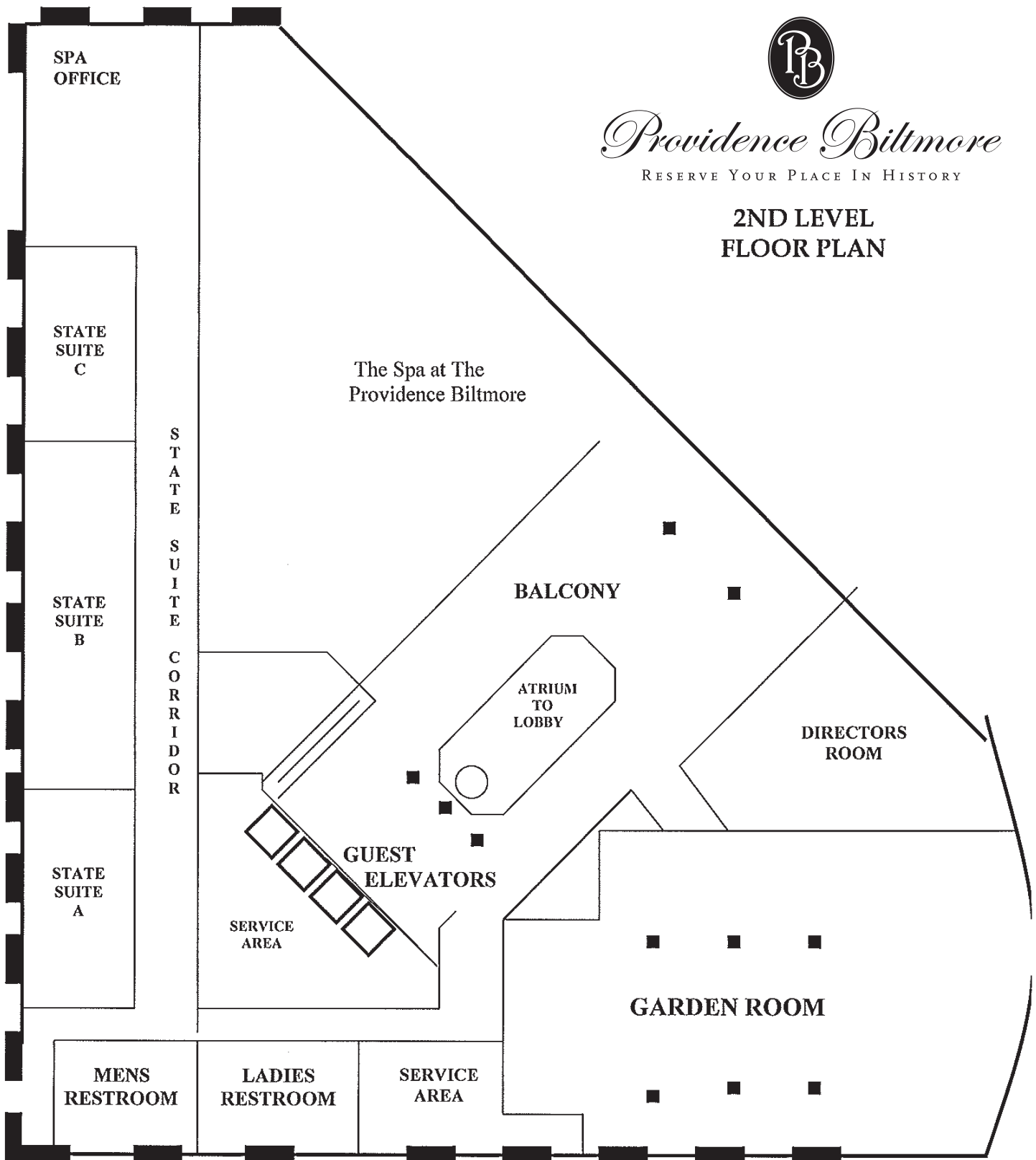




Providence Biltmore

RESERVE YOUR PLACE IN HISTORY

2ND LEVEL FLOOR PLAN



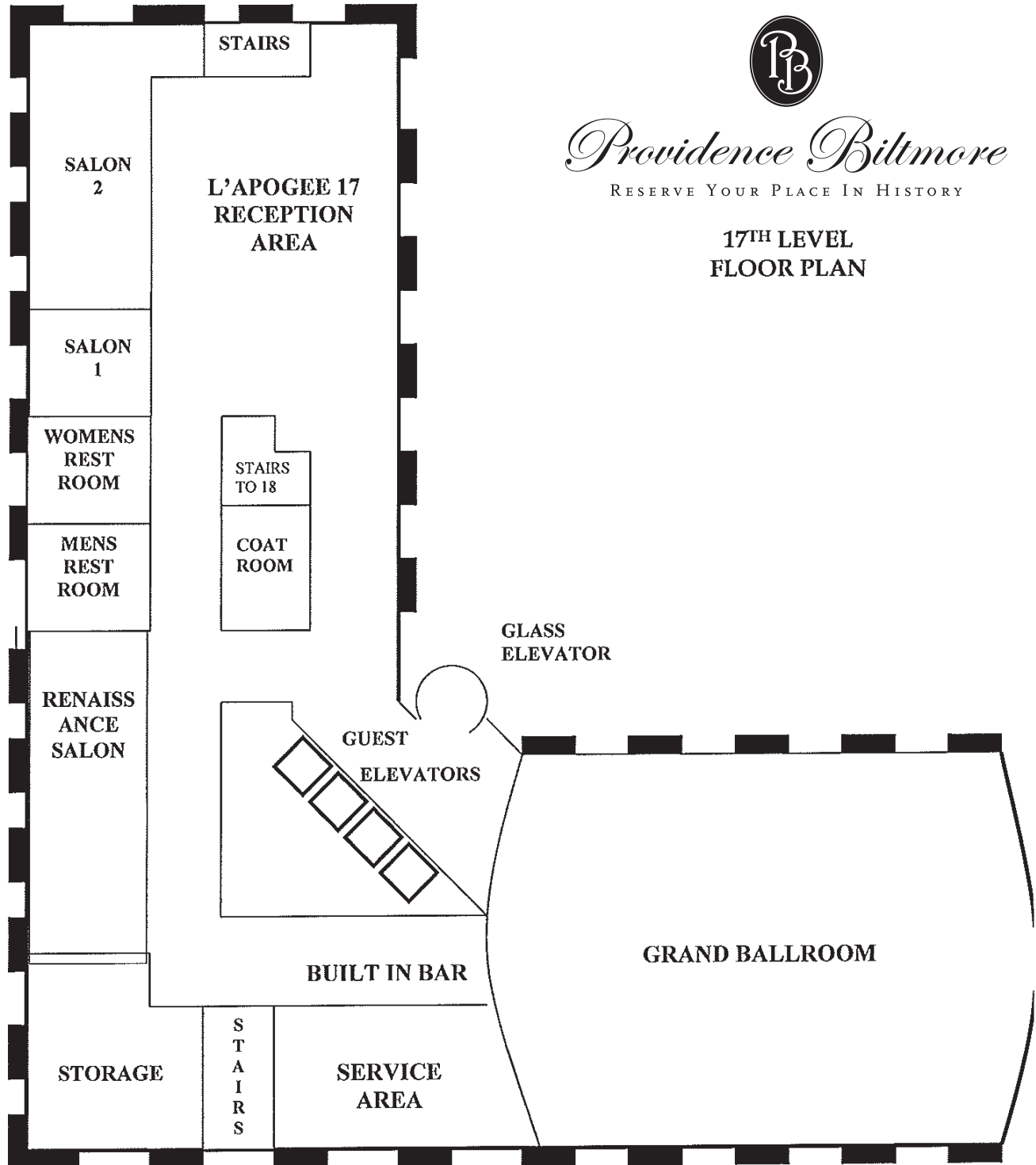
11 DORRANCE STREET - PROVIDENCE, RI 02903 - 401-421-0700

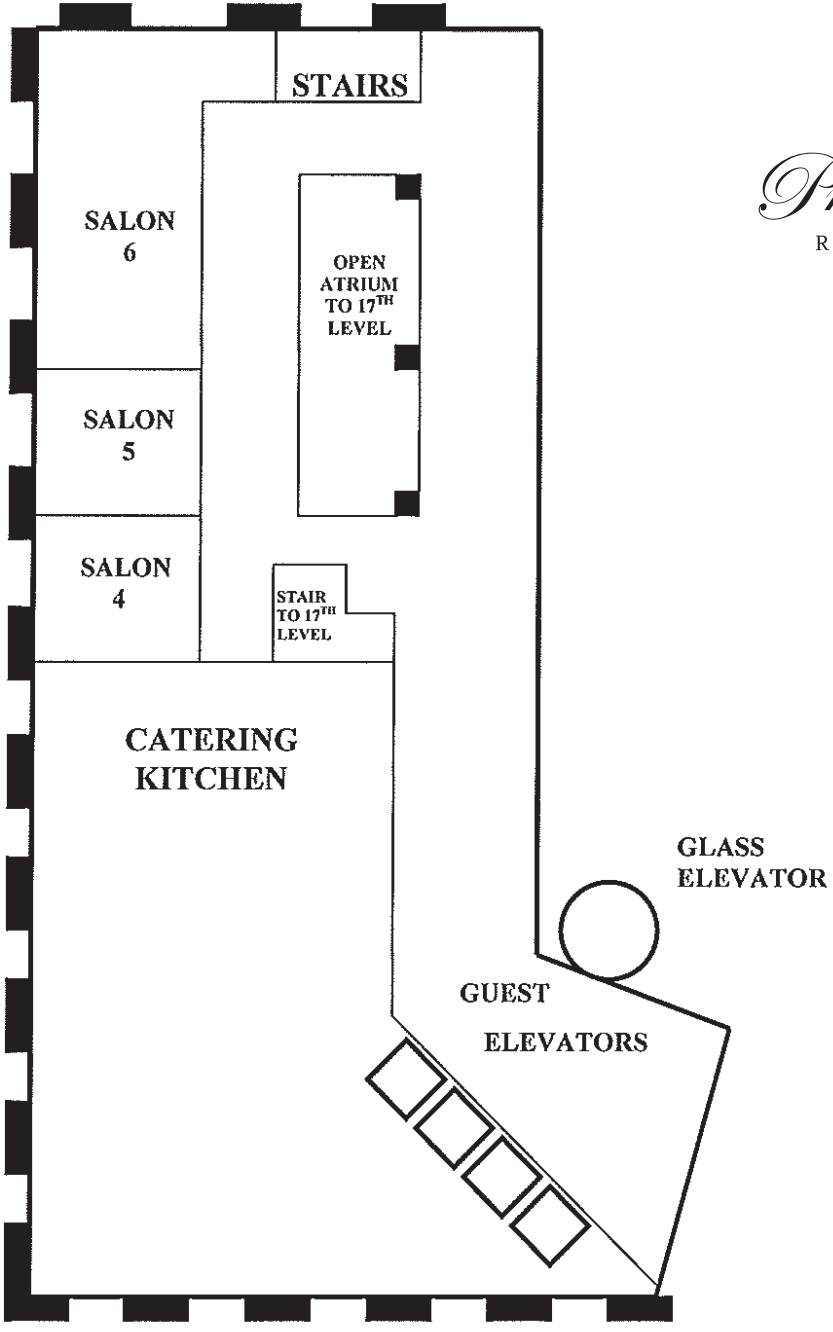


Providence Biltmore

RESERVE YOUR PLACE IN HISTORY

17TH LEVEL FLOOR PLAN





Providence Biltmore

RESERVE YOUR PLACE IN HISTORY

**18th LEVEL
FLOOR PLAN**

Room	Dimensions & Height	Square Footage	Dinner/ Dance	Banquet	Reception	Theatre	Classroom	Conference	U-Shape
Grand Ballroom	78x54x24	4,212	270	350	500	400	250	60	50
Renaissance Salon	56x16x10	800	x	50	75	70	50	27	27
L'Apogee 17	60x14x12	840	x	110	250	x	X	x	x
L'Apogee 18	107x15x24	1605	x	100	200	100	80	x	x
Salon 2	53x32x20	848	x	50	50	75	50	30	30
Salon 1,4, 5	12x16x10	192	x	10	X	x	X	x	x
Salon 6	41x32x20	656	X	40	50	30	50	21	21
Balcony	45x9x25	1,941	x	50	150	x	X	x	x
Garden Room	53x66x22	3,498	170	250	300	200	150	60	50
State Suite A	36x15x10	540	x	30	40	45	20	20	18
State Suite B	47x15x10	705	x	50	40	60	30	27	27
State Suite C	36x15x10	540	x	30	40	45	20	20	18
Director's Room	15x10x22	250	x	x	X	x	x	8	x
Boardroom	34x14x10	476	x	x	X	x	x	10	x
Terrace				100	150				
Total		18,348 sq. ft							



Providence Biltmore

RESERVE YOUR PLACE IN HISTORY